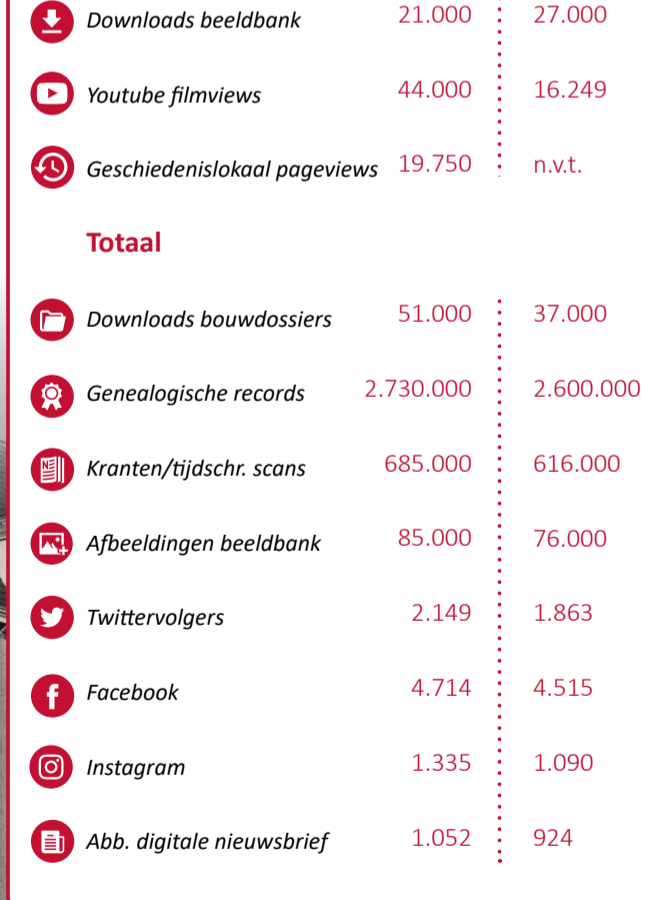
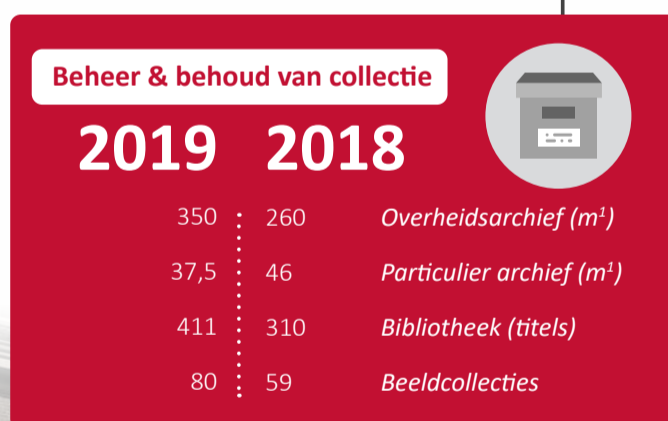
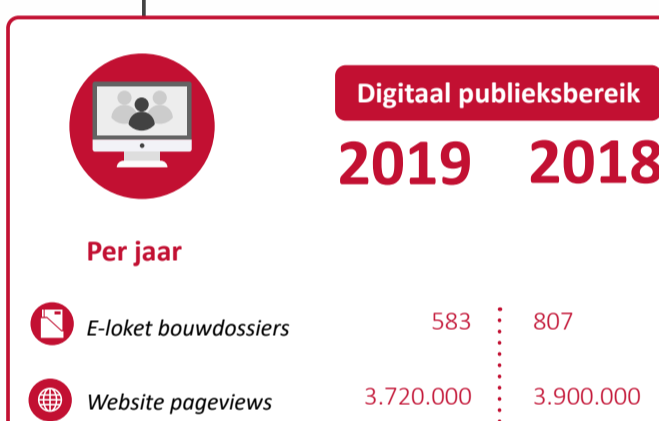
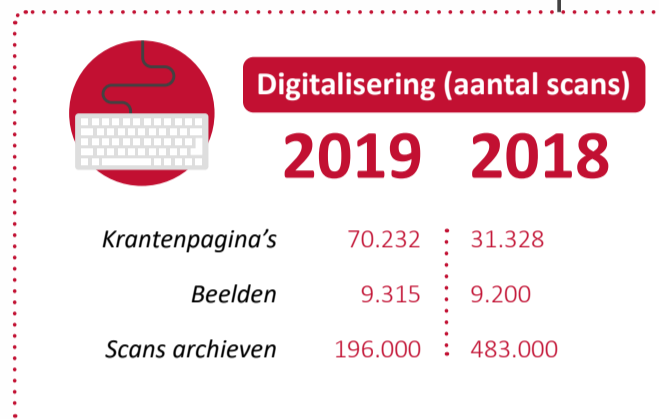
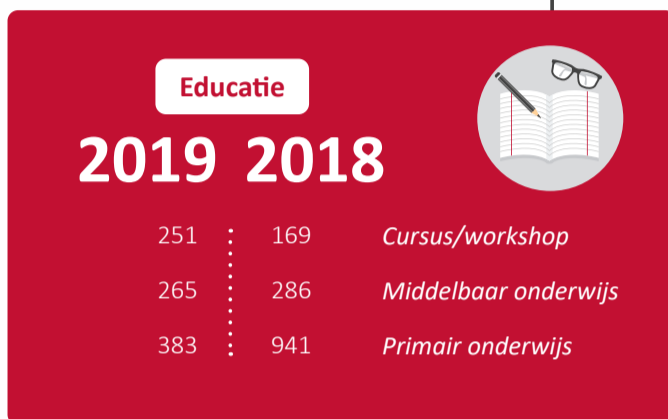
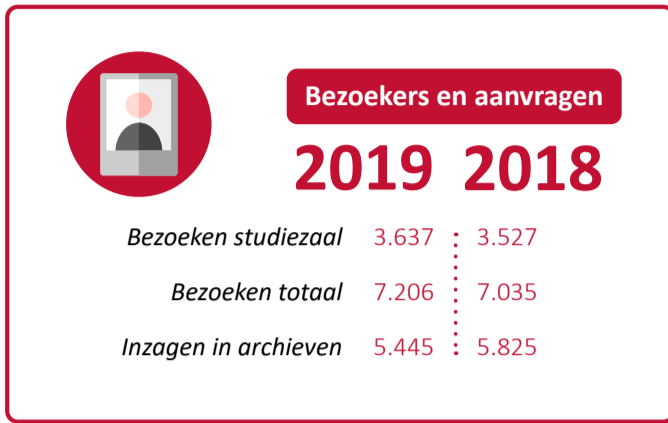




### DIENSTEN

### ORGANISATIE



Baten:		
Verrichte diensten	325	333
Gem. bijdragen	2.405	2.314
Incidentele baten	47	42
<b>Totaal baten</b>	<b>2.777</b>	<b>2.689</b>
Lasten:		
Salarissen	1.139	1.149
Overige pers. lasten	23	46
Pers. van derden	188	117
Kapitaallasten	84	80
Huisvesting	861	876
Automatisering	148	111
Digitalisering	60	27
Materiële lasten	93	68
Directe prod. kosten	63	109
<b>Totaal lasten</b>	<b>2.658</b>	<b>2.582</b>
<b>Saldo</b>	<b>119</b>	<b>107</b>
Mutatie reserves	-16	-16
<b>Resultaat</b>	<b>135</b>	<b>123</b>

